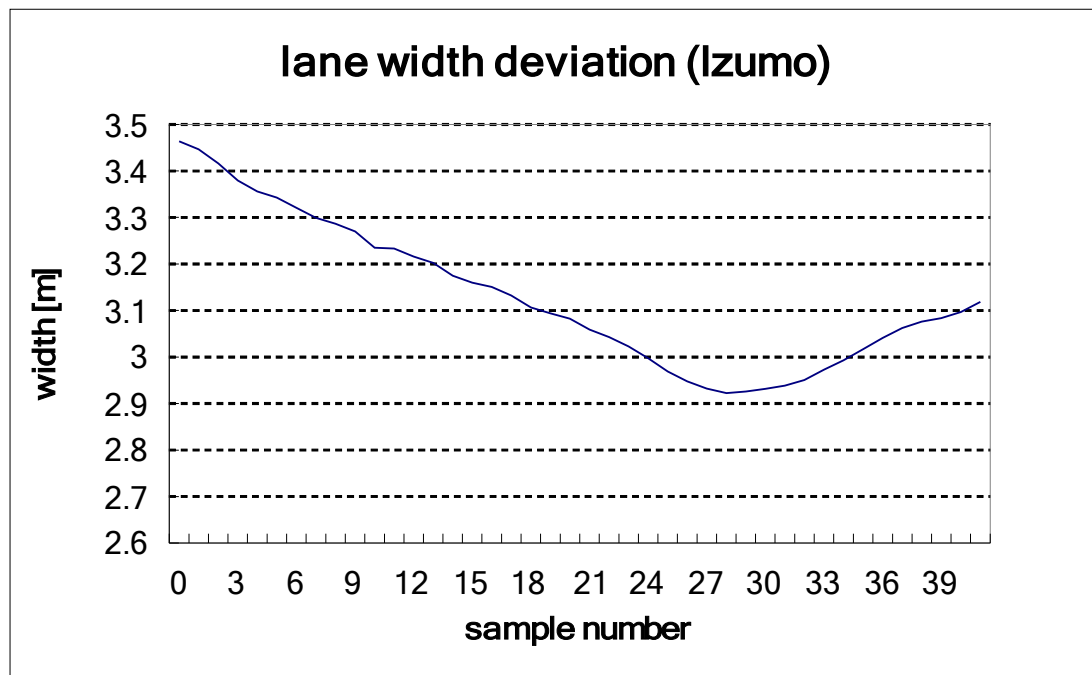



Measurement results of traffic lane width deviation

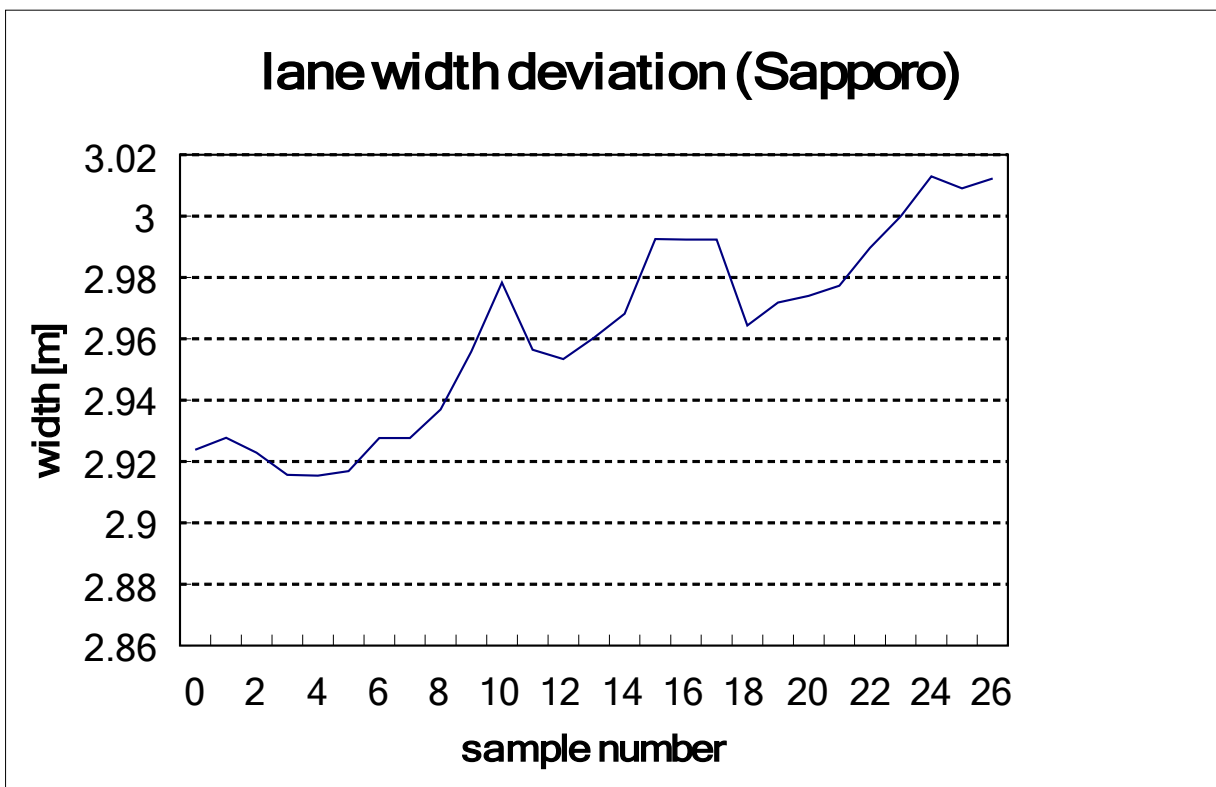
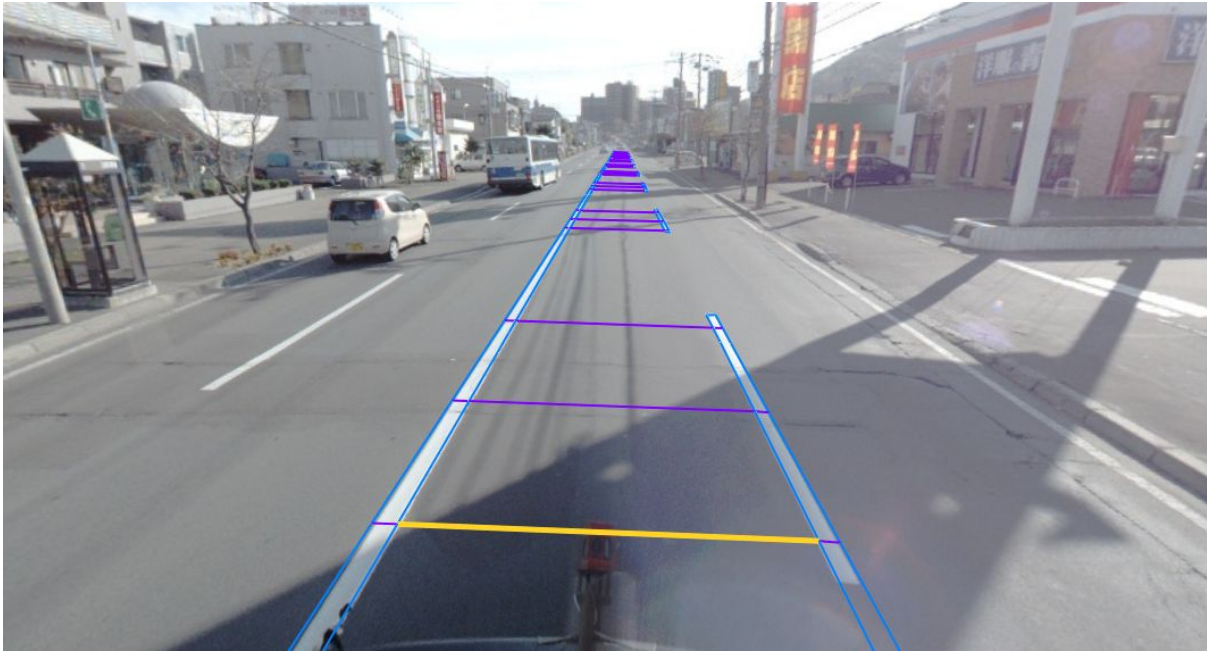
1. Izumo

max [m]	3.464
min [m]	2.923



2. Sapporo

average [m]	2.962
std dev [m]	0.032
max [m]	3.013
min [m]	2.915



3. Measurement data

Izumo

	lane width [m]
0	3.463903427
1	3.446717978
2	3.416162014
3	3.379560232
4	3.355984211
5	3.342464685
6	3.320619345
7	3.299154997
8	3.286709309
9	3.269573212
10	3.234950542
11	3.233342171
12	3.215875387
13	3.20224309
14	3.174471617
15	3.159864902
16	3.150421858
17	3.132520437
18	3.106573582
19	3.093807459
20	3.082030296
21	3.058690786
22	3.042664766
23	3.023065805
24	2.997400284
25	2.969231606
26	2.947675943
27	2.932307243
28	2.922626495
29	2.926092863
30	2.931853771
31	2.938202381
32	2.950055599
33	2.972998142
34	2.992694616
35	3.017286301
36	3.041429043
37	3.062390327
38	3.076149464
39	3.083583355
40	3.096730232
41	3.118317604
max [m]	3.463903427
min [m]	2.922626495

Sapporo

	lane width [m]
0	2.923799992
1	2.927772045
2	2.922913551
3	2.915704489
4	2.915397882
5	2.916872025
6	2.927628994
7	2.927652836
8	2.936989546
9	2.955814362
10	2.978349209
11	2.956441402
12	2.953363657
13	2.960298538
14	2.968146086
15	2.992540359
16	2.992293358
17	2.992368937
18	2.964341879
19	2.971853733
20	2.973965406
21	2.977330923
22	2.989666224
23	2.999907017
24	3.013001204
25	3.009059429
26	3.012301922
average [m]	2.962065741
std dev[m]	0.032075717
max [m]	3.013001204
min [m]	2.915397882